

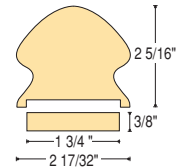
# HAMPTON POST-TO-POST



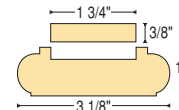
WM Coffman's Hampton Collection offers a combination of pure straight lines, detailed carvings and bold proportions.



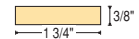
C-6005 P1  
1 3/4" Plow



C-6005 P1  
1 3/4" Plow  
with Fillet


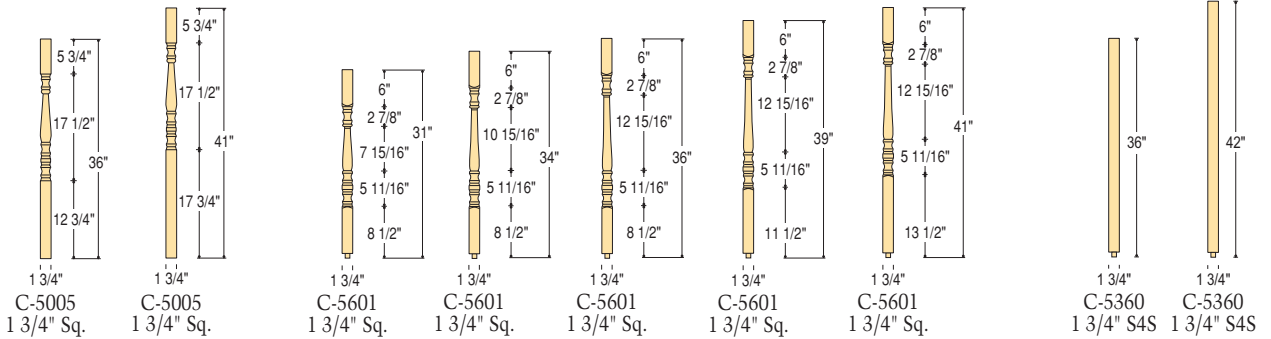


C-6006  
Shoe Rail  
with Fillet




C-6007  
Fillet


Shown: C-6005 P1 Handrail, C-6006 Shoe Rail, C-5005 Balusters, C-4004 Starting Newels.



Newel Top Detail



Enlarged For Detail.



Newel Top Detail

