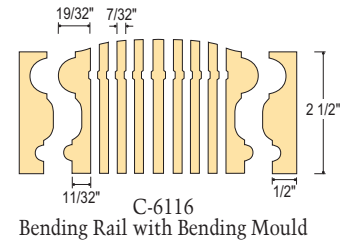
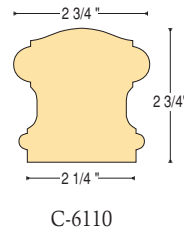


# BRISTOL OVER-THE-POST

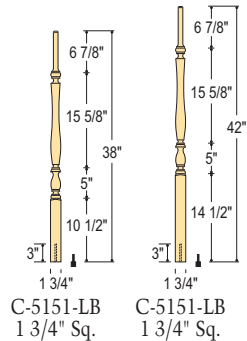
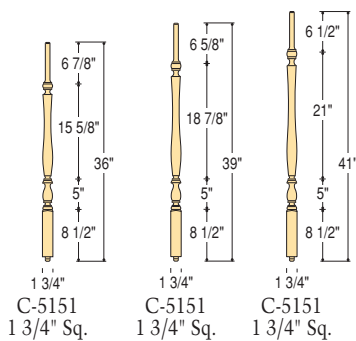


C-6110

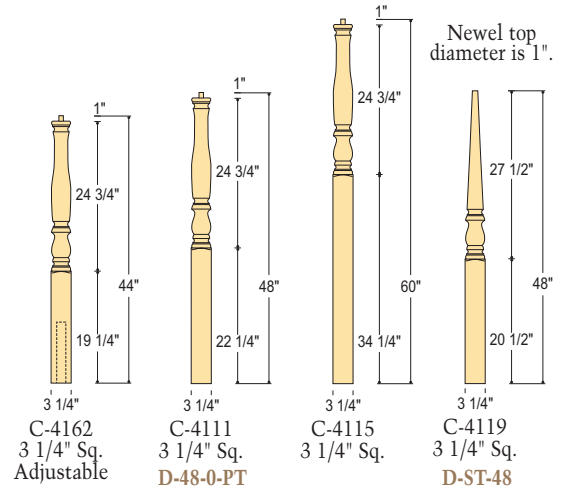
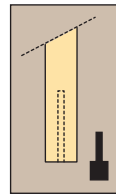


Elegant detailing and simple design gives the Bristol Collection tremendous versatility. Balusters and newels feature a handsome vase.

Shown: C-6116 Bending Rail, C-5151 Balusters, C-4162 Starting Newel, C-7130 LH Volute, C-7135 RH Volute.



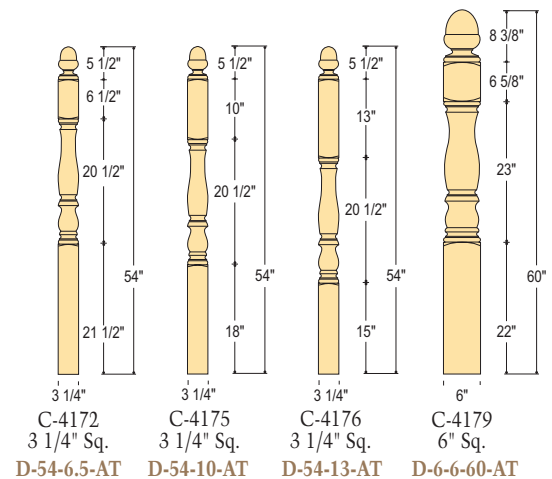
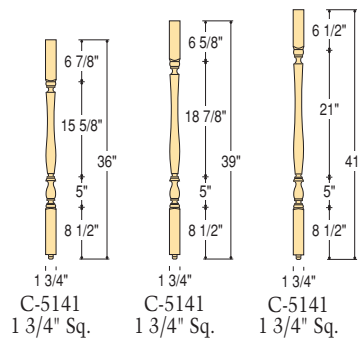
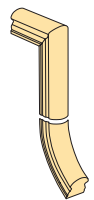
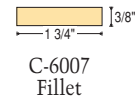
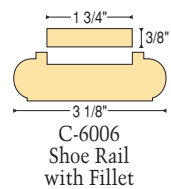
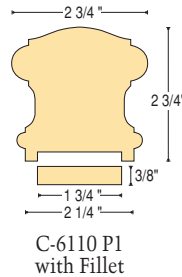
Enlarged For Detail  
All Long Block (LB)  
balusters designed  
and shipped with  
removable pin.



# BRISTOL POST-TO-POST



C-6110 P1  
1 3/4" Plow



Shown: C-6110 P1 Handrail, C-5141 Balusters, C-4172 Starting Newel.